



- *Excellent measurement precision and regulation stability*
- *9 sensors, 4 control actions, 16 alarms all keyboard configurable*
- *PID action with AT autotuning and ADT autoadaptive functions*
- *LFA diagnostic function of the regulation loop*

THQ SERIES

The microprocessor-based controllers of the **THQ** series are characterised by remarkable regulation precision, in particular in heat-sealing and thermoforming operations typical of the automatic packaging.

The AT initial autotuning and the ADT permanent autoadaptive functions can both be activated through the PID control action, responding excellently to frequent or fast system variations, as for example in process start and stop.

The panel with single or double display allows the setting of all the controller's values and configurations, such as sensor input, control action and alarm functions, with the possibility to lock the programming on three different safety levels.

The exclusive LFA diagnostic function is able to detect failures along the entire regulation loop, for example thermocouples short-circuit or heating resistance breaking.

TECHNICAL DATA

Power supply:	12-24 Vac/Vdc $\pm 10\%$ version, or 80-240 Vac $\pm 10\%$ version
Consumption:	5 VA max.
Sensor input:	selectable between E, J, K, L, R, S, T termocouples and Pt100 Ω /0°C RTDs
Measurement scale:	selectable in °C or °F degrees with lower and upper limits, <i>refer to table 1</i>
Precision:	thermocouple measurement $\pm 0,4\%$ f.s. RTD measurement $\pm 0,3\%$ f.s. temperature drift 0,01% f.s. / °C of ambient temperature setting and indication ± 1 digit
Data updating:	input, output and indication every 500 ms
Data retention:	non volatile eeprom memory
Keyboard correction indication:	from -99,9 to +99,9 °C/°F
1st point action control:	on/off or PID selection, maximum or minimum, with AT initial autotuning and ADT permanent autoadaptive functions
Proportional band:	20°C (sel. from 1 to 999 °C/°F)
Integral time:	120 sec. (sel. from 0 to 960 sec.)
Derivative time:	30 sec. (sel. from 0 to 240 sec.)
Cycle time:	12 sec. (sel. from 1 to 120 sec.)
On/off hysteresis:	± 1 °C (sel. from $\pm 0,1$ to $\pm 99,9$ °C/°F)
1st point output type:	relay SPDT 250 Vac, 5 A version trans. PNP 12 Vcc $\pm 20\%$ version 20 mA short-circuit protection
2nd point alarm action:	selectable alarm setting from -999 to +999 °C/°F respect to 1st point, or fixed point setting on selected scale, <i>refer to table 2</i>
2nd point output type:	relay SPST 250 Vac, 3 A
Auxiliary functions:	LFA Loop Failure Alert diagnostic function, digital filter with an average of 10 measures, SW program LOCK with 3 levels
Setting:	PROG, SET, UP, DOWN push-buttons
Indicators:	4 digit red display (10mm height), 4 digit green display (7mm height) QD vers. or 5 LED movement bar (QS), yellow ON1 LED, red ON2 LED, green LOCK LED, green AT LED
Connection:	terminal block with 10 screw contacts, electronic block extractable from panel
Electric protection:	class 1
Mechanical protection:	IP54 - front panel IP20 - housing IP10 - contacts
Housing material:	ABS
Weight:	175 g max.
Operating temperature:	-10 ... +55°C
Storage temperature:	-20 ... +65°C
Reference standard:	EN 61010-1
Certifications:	CE

TABLES

Sensor	°C scales	°F scales
TR int.	- 150 ... 450	- 200 ... 850
TR dec.	- 99,9 ... 450	-99,9 ... 850
TC - E	0 ... 600	0 ... 1100
TC - J	- 50 ... 760	- 50 ... 1400
TC - K	- 100 ... 1250	- 150 ... 2300
TC - L	- 50 ... 760	- 50 ... 1400
TC - S	0 ... 1700	30 ... 3000
TC - R	0 ... 1700	30 ... 3000
TC - T	- 100 ... 400	- 150 ... 750

Table 1: °C/°F SCALE

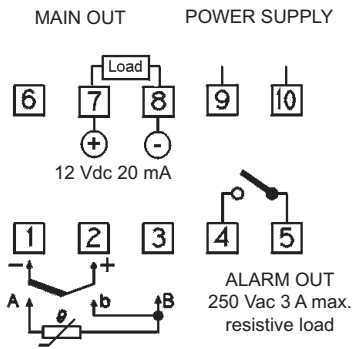
Alarm	Fixed pt	Function
AL20	FP20	deactivate
AL21	FP21	minimum
AL22	FP22	maximum
AL23	FP23	neutral zone on
AL24	FP24	neutral zone off
AL25	FP25	minimum*
AL26	FP26	maximum*
AL27	FP27	neutral zone on*
AL28	FP28	neutral zone off*

*stand-by: first intervention inhibition

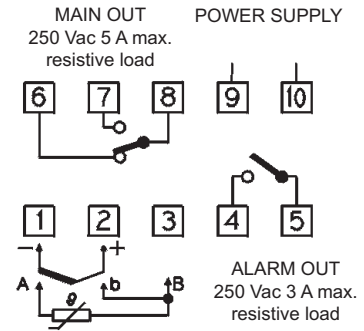
Table 2: ALARM FUNCTIONS

CONNECTIONS

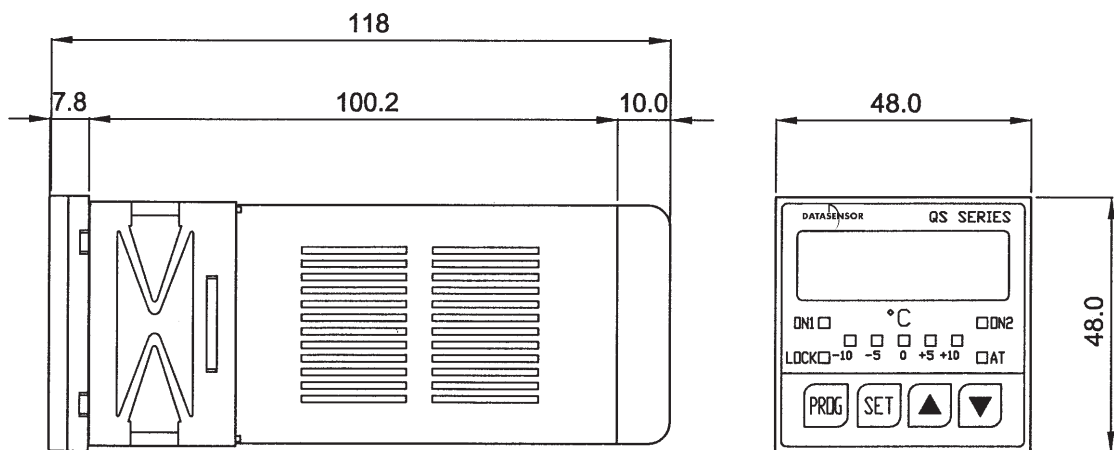
TRANSISTOR OUTPUT



RELAY OUTPUT



DIMENSIONS



Panel cutout: 45 x 45 mm

mm



MODELS

MODEL	DISPLAY	POWER SUPPLY	MAIN OUTUT	CODE N°
QS-00	single	12 ... 24 Vdc/Vac	relay	974021000
QS-01	single	12 ... 24 Vdc/Vac	transistor	974021010
QS-10	single	80 ... 240 Vac	relay	974021020
QS-11	single	80 ... 240 Vac	transistor	974021030
QD-00	double	12 ... 24 Vdc/Vac	relay	974031000
QD-01	double	12 ... 24 Vdc/Vac	transistor	974031010
QD-10	double	80 ... 240 Vac	relay	974031020
QD-11	double	80 ... 240 Vac	transistor	974031030

Distributed by:

HEADQUARTERS

DATASENSOR SpA

via Lavino, 265 - 40050 Monte San Pietro, BO - Italy
Tel. +39 051/6765611 • Fax +39 051/6759324
www.datasensor.com • e-mail info@datasensor.com

Datasensor SpA endeavours to continuously improve and renew its products; for this reason the technical data and contents of this catalogue may undergo variations without prior notice. For correct installation and use Datasensor SpA can guarantee only the data indicated in the instruction manual supplied with the products.